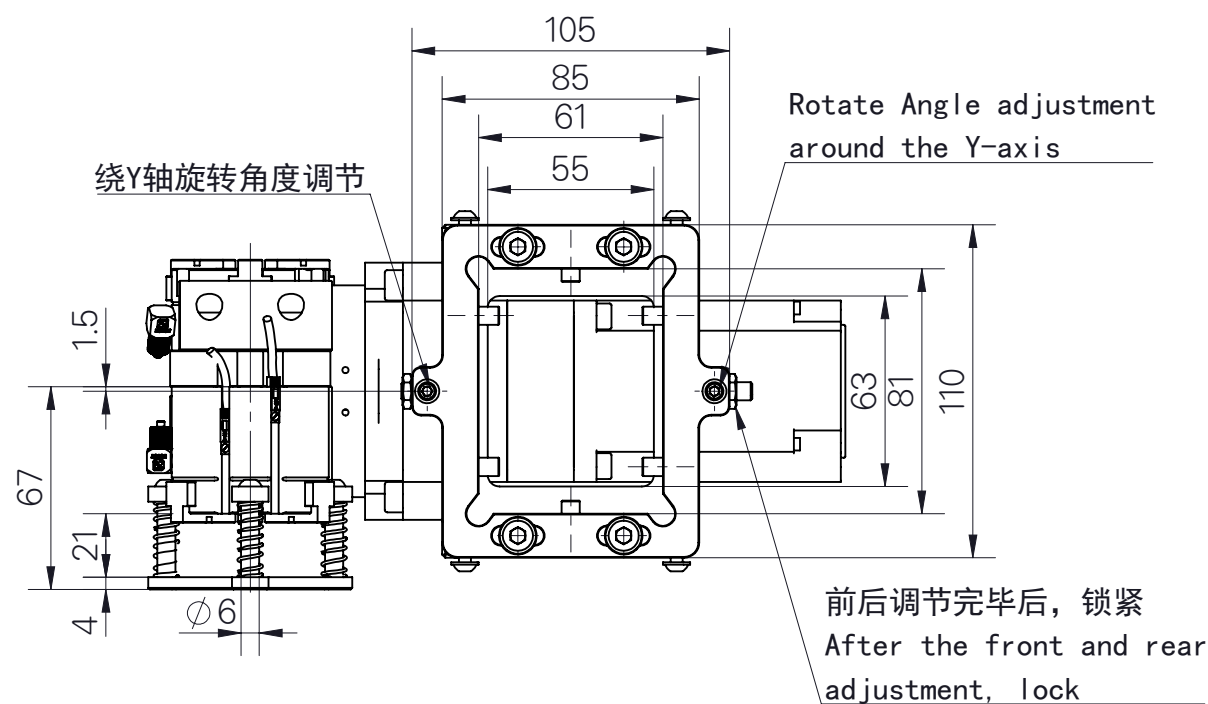




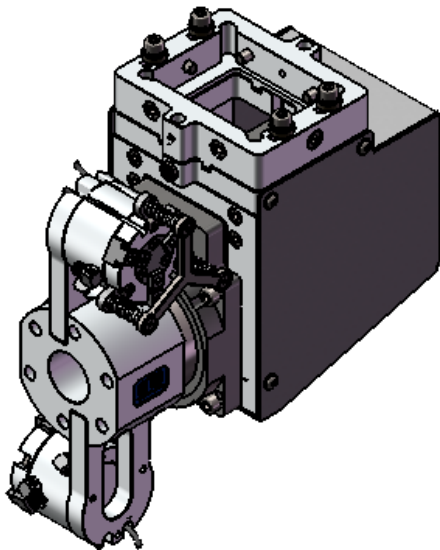
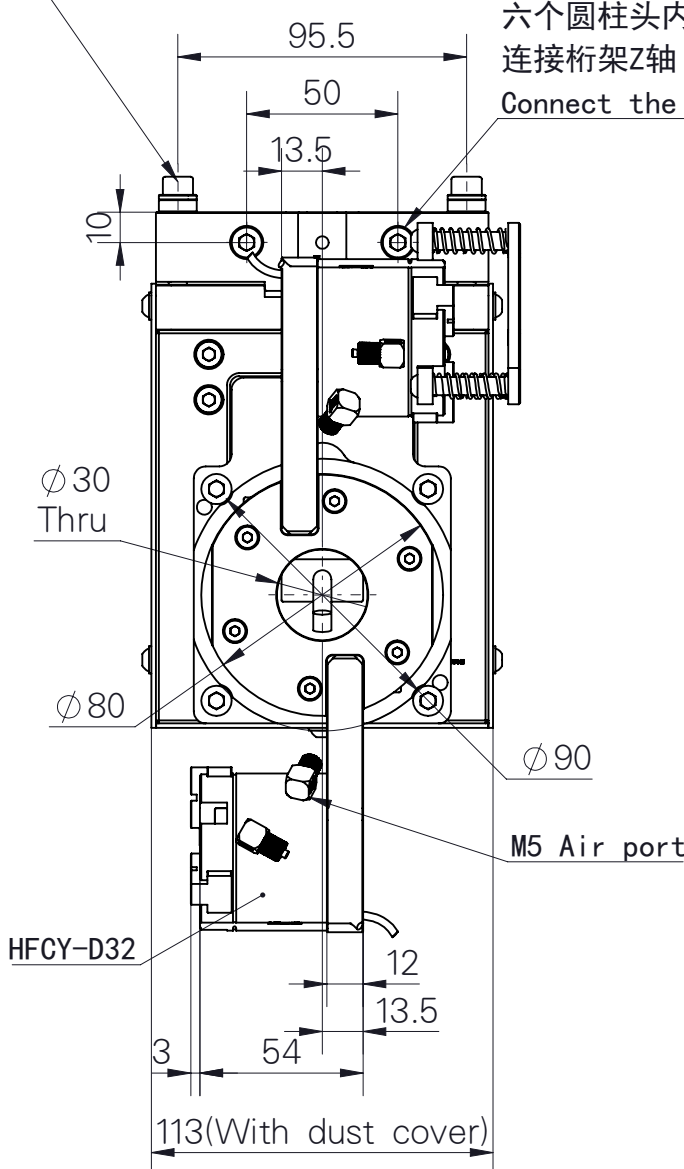
浙江梵煜电子科技有限公司所有,在未经本公司书面许可,不得复制、转让或仿制。一经发现被复制或仿制将受到法律的严惩;

因改良等原因，规格以及外观有所变更时，不再另行通知，敬请谅解。



角度和前后调节完毕后再拧紧螺栓固定
Tighten the bolts after adjusting the
Angle and front and rear

M6X16-GB70. 1-2008
六个圆柱头内六角螺钉
连接桁架Z轴
Connect the truss Z axis



名称: 桁架三爪机械手 (Truss three-jaw manipulator)

型号 (Model) : FY-BPT085-10&HFCY-D32-RT180

开闭范围 (Stoke) : $4 \times 2 = 8 \text{mm}$

最大手指长度(Max. length jaw):45mm

配管接続口(Fitting size):M5-6H

帶防護罩重量: (No shields weight) :7.2kg

单指理论夹持力-开(Gripping force :Open):74N

单指理论夹持力-闭(Gripping force : Close):82N

开闭时间(Closeing/Opening time):0.025/0.025sec

重复精度Repeat accuracy):0.02mm

使用气压(Operating pressure):3-8bar

周围温度(Ambient temperature): -5 to 60°C (-10 to 130°C)

润滑(Lubrication):不需要 (Needless)

根据IEC60529标准安全防护:IP54

Safety protection according to IEC60529 standard:IP54

所有数据在 5 Bar 时测量 (All data were measured at 5 Bar)

重复精度：连续动作100次以后的检测值

After 100 consecutive strokes to end positions

警告：

1.当操作夹爪工作时, 请人员务必远离夹爪和机器人的活动部位, 否则将会造成人身伤害的险;

2.由于不同物件有其不同的摩擦系数，当初次夹持工件时，请在空旷场地进行试夹，确保夹稳固后方可装机工作，否则将会有跌落工件砸伤机器或人员的风险

Warning:

1. When operating the gripper, please keep away from it. Gripper and robot's moving parts, otherwise it will Risk of personal injury;

2. Because different objects have different friction coefficients, When clamping the workpiece for the first time, please try clamping in an open field. Ensure that the clamping is firm before the machine can work, otherwise it will. There is a risk that falling workpieces may damage machines or personnel.